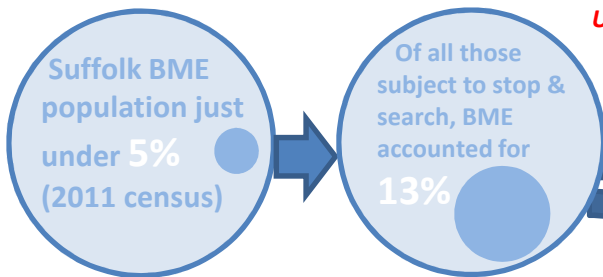


# PROPORTIONALITY OF STOP & SEARCH USE IN SUFFOLK - BME

Date Range 01/10/2016 to 30/09/2017

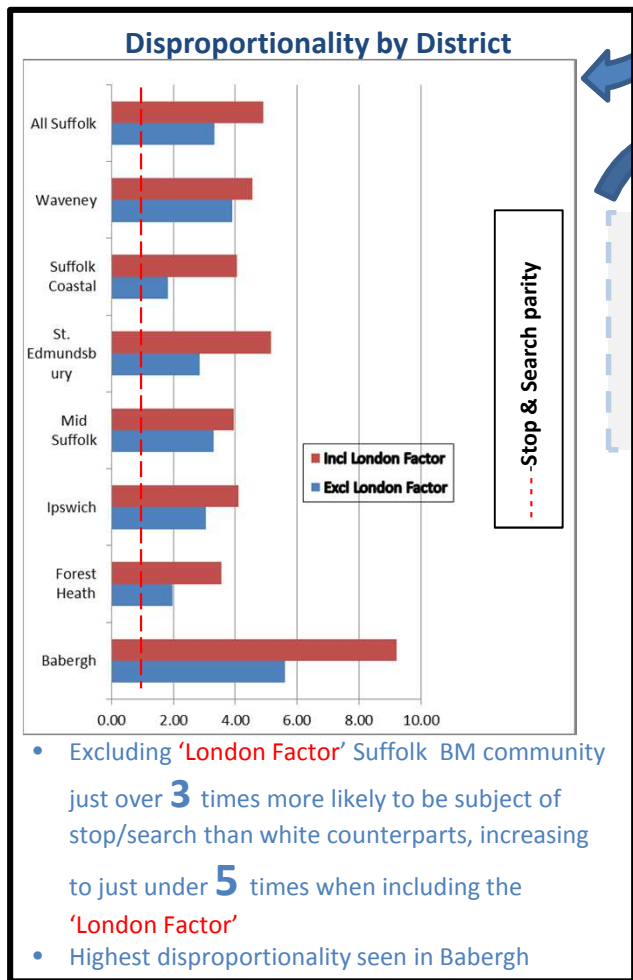
Unless stated all numbers exclude 'London Factor' – subjects with London addresses and County Lines operations  
Under 18 refers to those aged 10 to 17



**BME Stop Searches Actioned by Team as % of all Stop Searches**

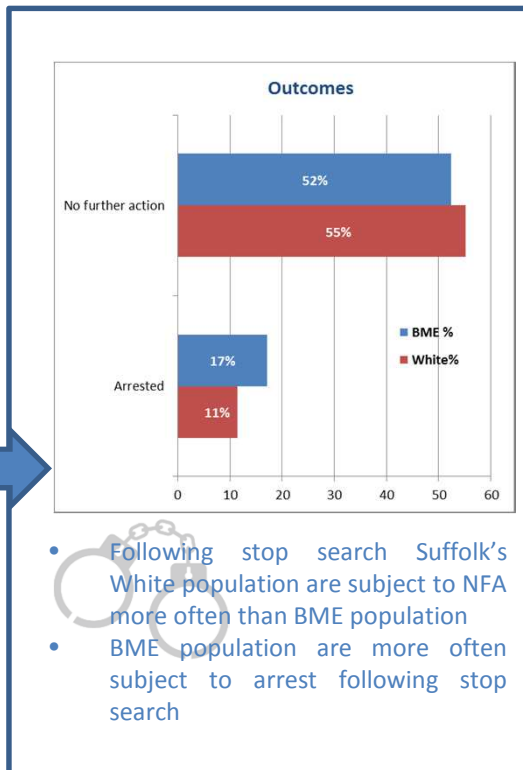
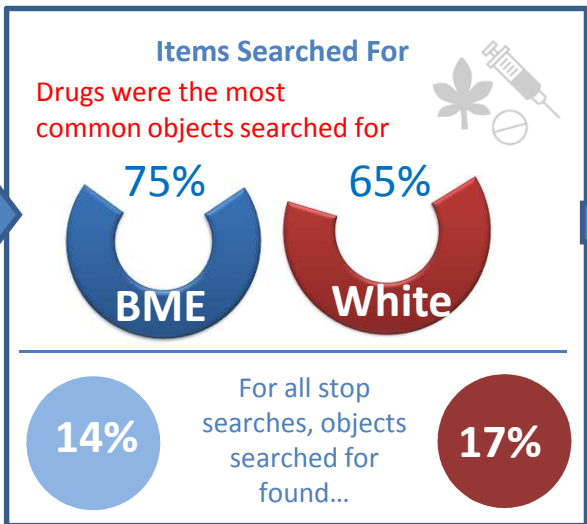
Actioning Team	BME Count	BME %
Ipswich Central SNT	6	37.5
Scorpion South	14	25.5
Roads Policing PHQ	6	24.0
Ipswich Response	37	23.6
South East Response	10	15.6
Bury St Edmunds Response	17	15.6

- Disproportionality not able to be calculated at team level due to limitations with census data and policing boundaries.
- C3 database does not show team, so team worked out based on post title of officer, and station of officer actioning the stop search.
- Teams omitted from list where count of BME stop searches numbers less than 5.
- 'Other' includes various other units including CID, MIT, Dogs, or where it is unclear what unit officer is deployed to.



**Disproportionality amongst under 18s.....**

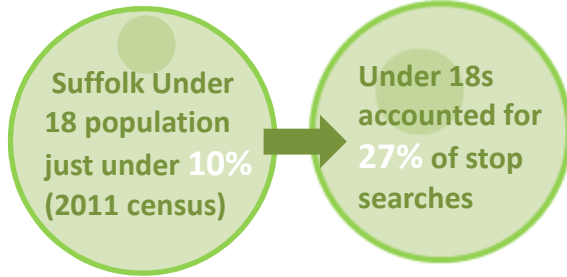
- Amongst Suffolk under 18 population BME = **8%**
- Of all U18s subject to stop search BME = **15%**
- Looking at under 18 population, BME subjects **2.5** times more likely to be stop searched than white peers (excl 'London Factor')



# PROPORTIONALITY OF STOP & SEARCH USE IN SUFFOLK - AGE

Date Range 01/10/2016 to 30/09/2017

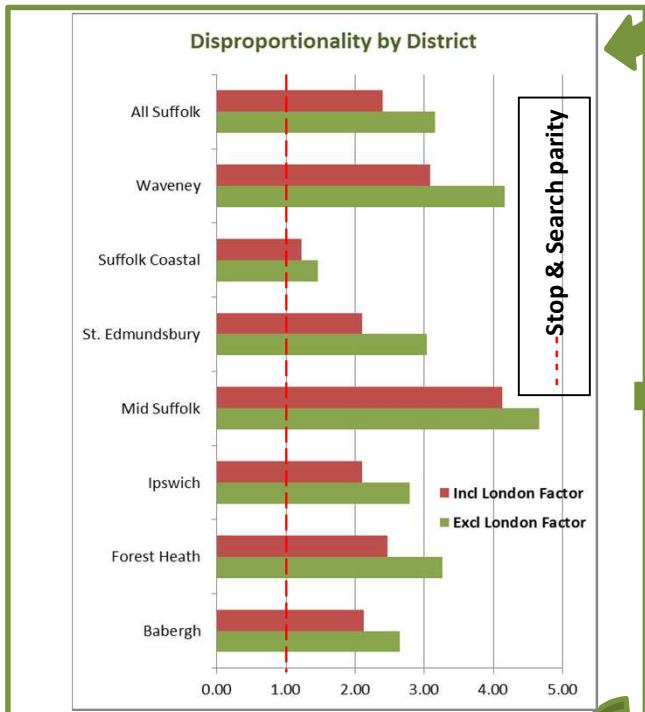
Unless stated all numbers exclude 'London Factor' – subjects with London addresses and County Lines operations  
Under 18 refers to those aged 10 to 17



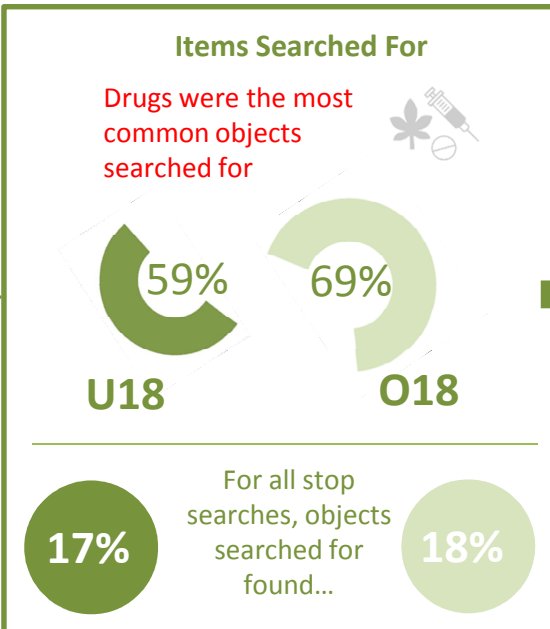
**Under 18 Stop Searches Actioned by Team as % of all Stop Searches**

Actioning Team	U18 Count	U18%
Scorpion East	21	35
Stowmarket Response	43	35
BSE Roads Policing ARV	20	33
Halesworth Response	13	29
Lowestoft Response	24	29
Scorpion South	15	27

- Disproportionality not able to be calculated at team level due to limitations with census data and policing boundaries.
- C3 database does not show team, so team worked out based on post title of officer, and station of officer actioning the stop search.
- Teams omitted from list where count of under 18 stop searches numbers less than 10

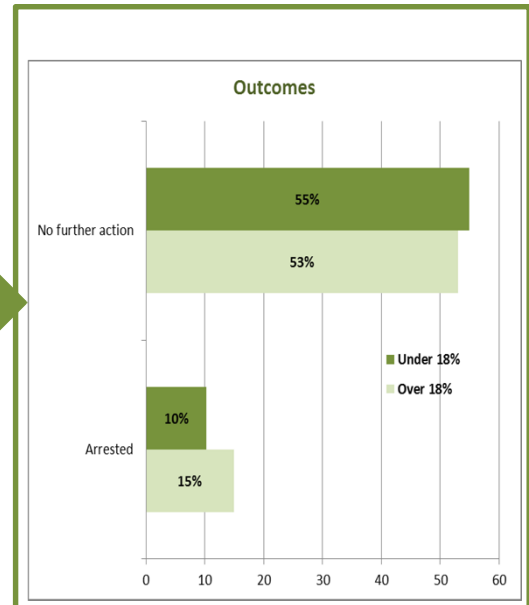


- Excluding 'London Factor' Suffolk Under 18s just over **3** times as likely to be subject of stop/search than over 18s, decreasing to 2.3 times when including the 'London Factor', indicating that the majority of 'London Factor' subjects are aged over 18.
- Highest disproportionality seen in Mid Suffolk



**Under 18 disproportionality amongst BME.....**

- Looking at Suffolk's BME communities, under 18s are twice as likely to be subject of stop and search than over 18s at a rate of **2.0**



- Following stop search under 18s are subject to NFA more often than over 18s
- Under 18s are subject to arrest less than over 18s