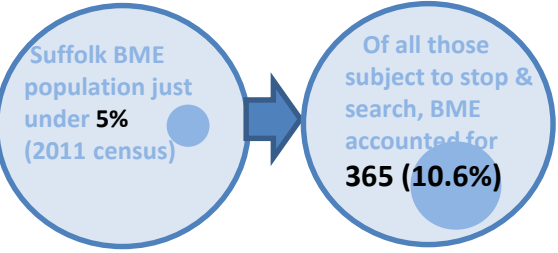


# PROPORTIONALITY OF STOP & SEARCH USE IN SUFFOLK - BME

Date Range 01/07/2019 to 30/06/2020

Unless stated all numbers exclude subjects with addresses outside Suffolk  
Under 18 refers to those aged 10 to 17. A total of 3436 stop searches were recorded during the reporting period.

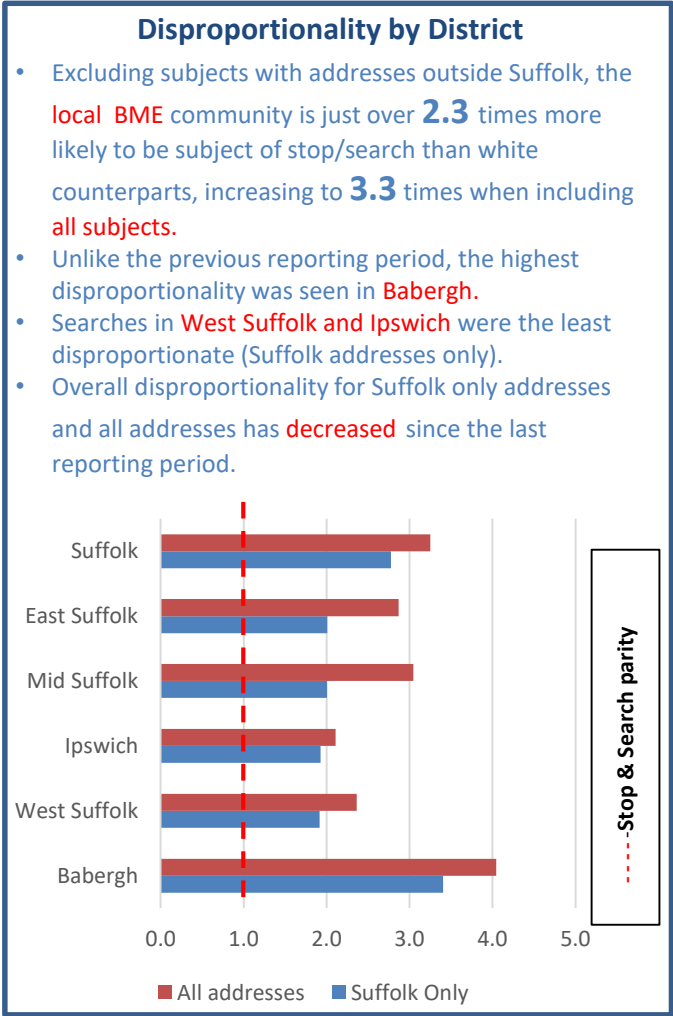


## Disproportionality by ethnicity for Suffolk

	Asian	Black	Mixed	Other
All addresses	1.22	6.57	2.78	7.11
Suffolk addresses	0.95	4.89	2.60	7.41

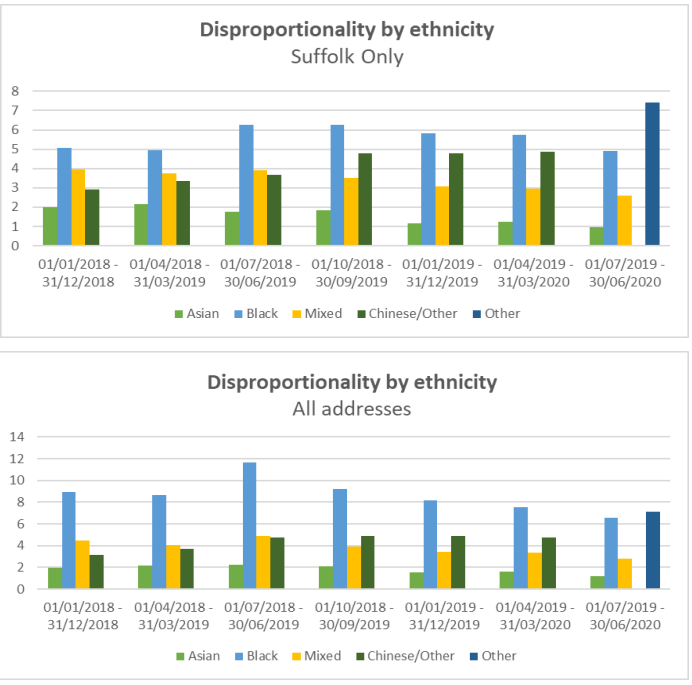
Since the last reporting period there have only been slight changes in disproportionality by ethnicity. Disproportionality has slightly decreased across most ethnicities for all addresses and Suffolk Only. Only Other has seen an increase in disproportionality. Please note difference in recording of Other.

See comparison to previous seven reporting periods below:



### Disproportionality amongst Under 18s.....

- Amongst Suffolk under 18 population BME = 7%
- Of all U18s subject to stop search BME = 12.9% (2.7p.p lower than the last reporting period)
- Reviewing the under 18 population, BME subjects 2.8 times more likely to be stop searched than white peers (Suffolk only).



District	All Addresses		Suffolk Addresses	
	White	BME	White	BME
All	3338	547	2607	365
East Suffolk	685	59	580	35
Mid Suffolk	226	15	183	8
Ipswich	1236	325	973	234
West Suffolk	911	123	658	72
Babergh	280	25	213	16

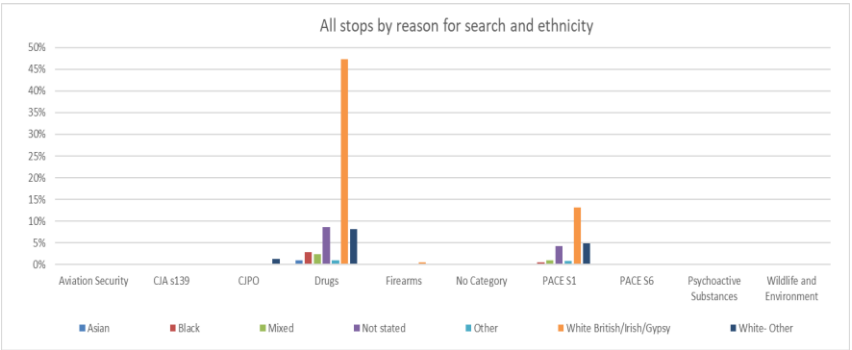
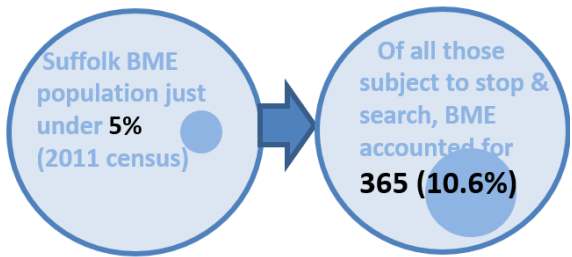
The table to the left displays the counts of stop searches conducted on persons split by White/BME and District.

# PROPORTIONALITY OF STOP & SEARCH USE IN SUFFOLK – BME

## Continued...

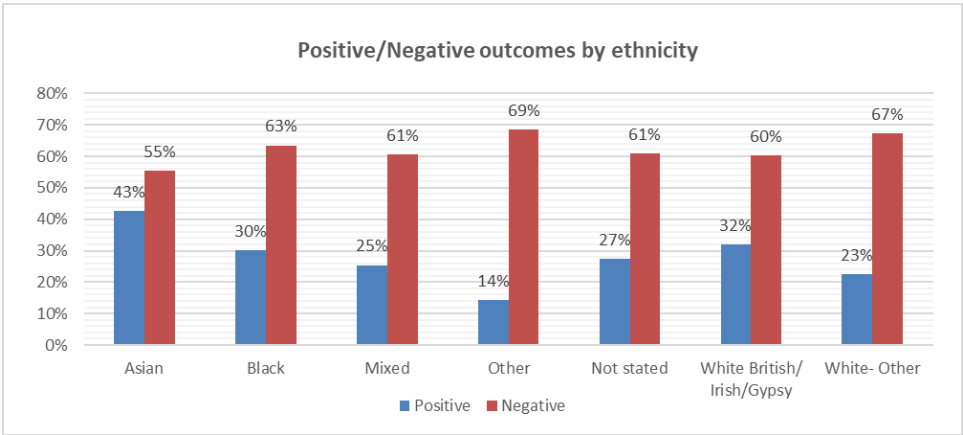
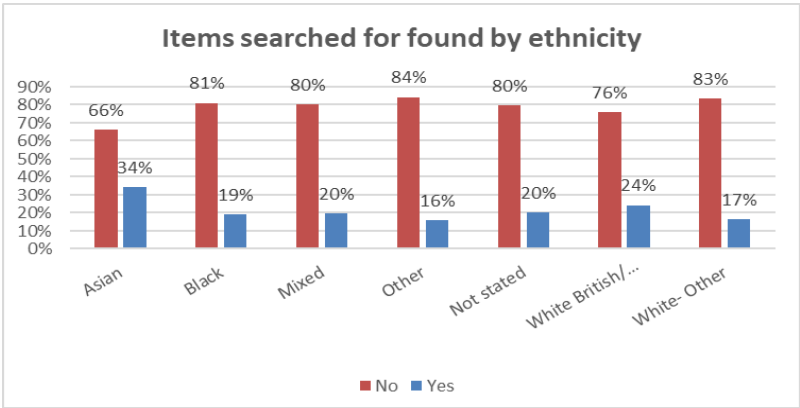
Unless stated all numbers exclude subjects with addresses outside Suffolk  
Under 18 refers to those aged 10 to 17. A total of 3436 stop searches were recorded during the reporting period.

Date Range Date Range 01/07/2019 to 30/06/2020



The most prevalent reason for search is Drugs (S23 Misuse of Drugs Act). This has remained stable for the last five reporting periods.

Find rates for items that have been searched for have remained the same for all searches (22%) and have been stable across all ethnicities.



The percentages in the graph above are the percentages of each ethnicity total rather than a percentage of all stops in Suffolk. Please note a small number of stops will show a high percentage. Negative relates to NFA and positive is all other outcomes excluding No Category.

The positive rate is higher and NFA rate is lower for those living outside of Suffolk than inside of Suffolk, across every ethnicity group.

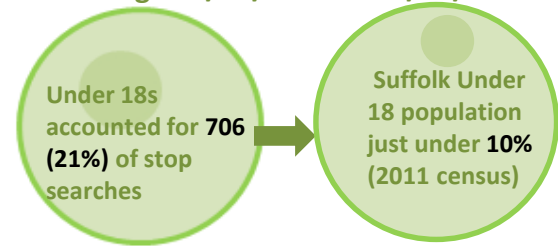
The positive outcome rate has decreased slightly across all ethnicities other than White.

# PROPORTIONALITY OF STOP & SEARCH USE IN SUFFOLK - AGE

Date Range 01/07/2019 to 30/06/2020

Unless stated all numbers exclude subjects with addresses outside Suffolk

Under 18 refers to those aged 10 to 17. A total of 3436 stop searches were recorded during the reporting period.

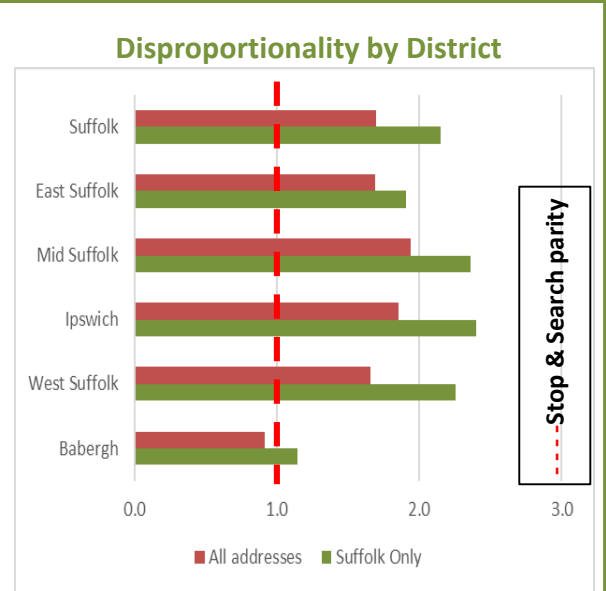


## Disproportionality by ethnicity for Suffolk for Under 18s

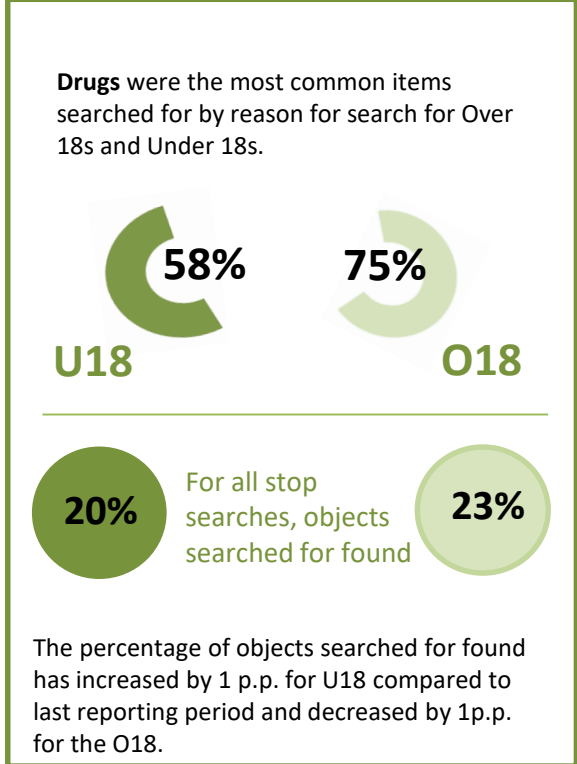
	Asian	Black	Mixed	Other
Under 18s				
All addresses	0.68	7.87	1.88	11.36
Suffolk addresses	0.65	6.80	1.63	11.65

Amongst U18s, Asian and Mixed ethnicities experience lower disproportionality and this is higher than when all ages are reviewed together. However, disproportionality is higher amongst Black and Other ethnicities who are U18. Disproportionality for U18s has decreased for all ethnicities.

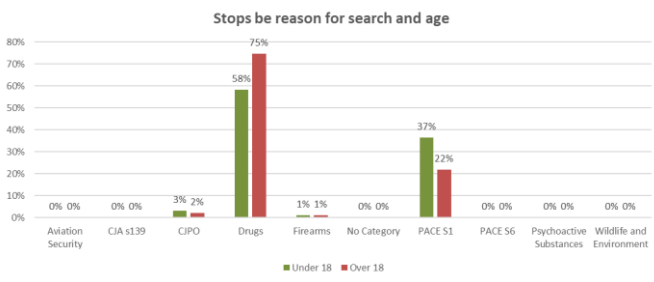
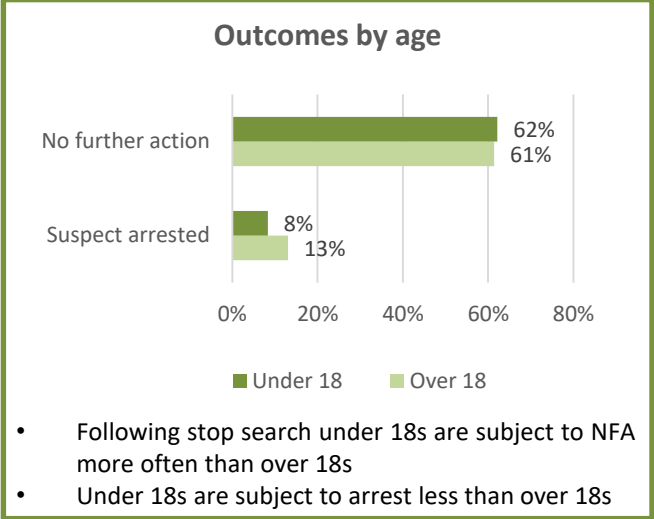
## Items Searched for by reason for search



- The Suffolk U18 community is just over **2.1** times more likely to be subject of stop/search than over 18 counterparts, decreasing to **1.7** times when including all subjects indicating that the majority of external subjects are aged over 18.
- Disproportionality has decreased for me for all subjects and for Suffolk addresses only since the last reporting period.
- Highest disproportionality seen in Ipswich for Suffolk only addresses but regarding all addresses, highest disproportionality is found in Mid Suffolk.



- Under 18 disproportionality amongst BME.....**
- Looking at Suffolk's BME communities, under 18s are more likely to be subject of stop and search than over 18s at a rate of **1.6**. This is a **0.4p.p.** decrease since the last reporting period.



Drugs and Pace S1 are the most common reason for stop searches and this has remained stable since last reporting period. There is a higher percentage of stop searches related to CIPO in this reporting period, particularly in Over 18s.